

Research Paper

# Monitoring Dynamical Behavior and Optical Solutions of Space-Time Fractional Order Double-Chain Deoxyribonucleic Acid Model Considering the Atangana's Conformable Derivative

Samah M. Mabrouk<sup>1</sup>, Abdul-Majid Wazwaz<sup>2</sup>, Ahmed S. Rashed<sup>1,3</sup>

<sup>1</sup> Department of Physics and Engineering Mathematics, Zagazig University, Faculty of Engineering, 44519, Egypt, Email: samahmm@gmail.com

<sup>2</sup> Department of Mathematics, Saint Xavier University, Chicago, IL 60655, United States, Email: wazwaz@sxu.edu

<sup>3</sup> Department of Basic Science, Faculty of Engineering, Delta University for Science and Technology, 11152, Gamasa, Egypt, Email: ahmed.s.rashed@gmail.com

Received December 03 2023; Revised January 12 2024; Accepted for publication January 14 2024.

Corresponding author: A.S. Rashed (ahmed.s.rashed@gmail.com)

© 2024 Published by Shahid Chamran University of Ahvaz

**Abstract.** DNA, or deoxyribonucleic acid, is found in every single cell and is the cell's primary information storage medium. DNA stores all an organism's genetic information, including the instructions it needs to grow, divide, and live. DNA is made up of four different building blocks called nucleotide bases: adenine (A), thymine (T), cytosine (C), and guanine (G). The genome is sequenced in vitro utilizing encoding strategies such as labelling one bond pair as 0 and the other as 1 to store digital information. In this study, the fractional differential order of double-chain DNA dynamical system was investigated, considering Atangana's conformable fractional derivative. The conformable sub-equation method was applied to the system. The analysis resulted in some interesting new exact solutions of the model. One-soliton kink solution, multiple-soliton solutions, and periodic-wave solutions are the three broad categories that may be used to describe the results. In order to better understanding the solutions found, we have visually investigated a few of them. Both solitary and anti-solitary waves of the DNA strands are seen, attesting to the nonlinear dynamics of the system. The gathered data might be used to conduct application evaluations and draw further scientific findings.

**Keywords:** Fractional Calculus, Deoxyribonucleic acid system, Conformable sub-equation method, Atangana's conformable derivative.

## 1. Introduction

Gene mapping is an effective method for locating disease-causing mutations, localizing favorable features, and refining reference genomes across species. From the early discovery of co-inheritance of characteristics and linkage analysis to the rapid advancement of the field brought on by the Human Genome Project and the advent of next-generation sequencing, this area of study has stood the test of time. Gene mapping has been shown to be a high-yield approach with applications in medicine and agriculture [1]. DNA methylation plays a crucial role in maintaining proper gene expression. However, changes in the methylation state of the genome have been seen across a number of organs as a result of the ageing process [2]. The building blocks of all living things are found in the deoxyribonucleic acid (DNA), which is composed of four nucleotides and twenty amino acids (combinations of nucleotides). DNA may be seen as a digital component by considering it with its features and functions, all of which are captured by these distinct elements. When DNA is seen as an organic digital memory, it becomes an attractive data storage medium due to its many advantages over traditional electronic media, such as its greater density, stability, energy efficiency, durability, and lack of predictable technological obsolescence [3]. Since various scientific fields, including Engineering and Biology, have recently made technological strides, scientists from these fields have been able to collaborate on creating effective models that imitate the right nature and its qualities. Industry, medical, engineering, biochemistry, biotechnology, computer science, and other fields may all benefit from these models [4, 5]. Through careful research of DNA's behavior, we can see that its nonlinearity structures are what generate the localized waves that are responsible for the efficient transfer of energy without any of it being lost as heat. DNA replication relies heavily on a series of molecular events known as origins of replication, which initiate the copying of genetic information from one DNA molecule to two [6]. One of the most recent application of DNA is to be used as storage medium. DNA is analogous to a digital media because of the way it is portrayed digitally, with the nucleotide bases functioning as digital symbols. As this area of study develops, it may be possible to store all the world's digital information for a year in a space no larger than four grams. A single gram of DNA has the potential to encode 215 million gigabits of data [7]. DNA is made up of four different building blocks called nucleotide bases: adenine (A), thymine (T), cytosine (C), and guanine (G). The genome is sequenced in vitro utilizing encoding strategies such labelling one bond pair as 0 and the other as 1 to store digital information. Typically, the Shannon



information is used to evaluate the capacity of a medium to store data. DNA is a heterogeneous polymer made up of a long chain of individual deoxyribonucleotide monomers, each of which may be any one of the four bases (A, T, C, or G) [8]. Moreover, environmental DNA sequencing has given scientists fresh insight into the strategies used by marine bacteria to flourish at varying depths in the ocean. Ancestral environmental data are useful in ocean engineering for gauging the seas' ability to buffer the world from climate change [9]. The dynamical mathematical system describing DNA is considered as an evolution partial differential equation. The evolution equations in one, two and three dimensions have been comprehensively analyzed via numerous techniques including Lie infinitesimals [10-15, 9], Group theoretical method with Lax pair investigation for nonlinear evolution equations and other applications. Moreover, different techniques were employed like the exponential function method [16, 17], Painlevé property analysis [18], singular manifolds method [19-21], the method of sub ODE [22], Hirota Bilinear method [23-25], Elliptic method [26, 27], sin-cos and tan-cot methods, [28-37] and some other numerical techniques [38-42]. Researchers have looked at several promising approaches for dealing with the nonlinear DNA system including solitons, kink and periodic solutions [43-45]. Riccati parameterized factorization techniques were used to a model of DNA created by Peyrard and Bishop in order to find solitary wave solutions for longitudinal and transverse motions [44-46]. The expansion method was used to investigate solutions including solitons, kinks, periodic waves, and multi-soliton waves. Bell-shaped and periodic solitary wave solutions to the coupled DNA nonlinear dynamical equation were characterized numerically [47, 48].

The motivation of the current research is to investigate the fractional order of DNA dynamical system instead of integer version which depends on both of current and historical states to fully describe the behavior of the double-chain Deoxyribonucleic acid. Aiming to benefit of the historical state to help in solving some biological problems especially in developing countries as homeless children and spinal cord donators. The paper is planned as follows. In section 2, the basic properties, and definitions of the Atangana's conformable derivative are offered, beside a general description of the conformable sub-equation method. In section 3, the fractional order of double chain DNA model is introduced and is analytically solved. In section 4, the results are discussed. The paper is terminated by conclusions remarks in section 5. The schematic configuration of the considered system is illustrated in Fig. 1.

## 2. Preliminaries and Method of Solution

### 2.1. Definitions and some properties of fractional-order derivatives

In this section, some basic properties, and definitions of the Atangana's conformable fractional order derivatives are provided. Thus, the fractional derivatives of order  $\alpha$  is defined as:

Definition 1: Let  $f : [0, \infty) \rightarrow \mathcal{R}$  and  $t > 0$ , then the  $\alpha^{\text{th}}$  order conformable derivative of  $f(t)$  is defined by [49, 50]:

$${}_0 D_t^\alpha \{f(t)\} = \lim_{\varepsilon \rightarrow 0} \frac{f(t + \varepsilon t^{1-\alpha}) - f(t)}{\varepsilon}, \quad \forall t > 0, \alpha \in (0, 1). \tag{1}$$

If  $f(t)$  is  $\alpha$  – differentiable in some  $(0, a)$ ,  $a > 0$ , and  $\lim_{\varepsilon \rightarrow 0^+} f^{(\alpha)}(t)$  exist, then  $f^{(\alpha)}(0) = \lim_{\varepsilon \rightarrow 0^+} f^{(\alpha)}(t)$ .

Definition 2: The Atangana's conformable or  $\beta$  – conformable derivative is defined as [50]:

$${}^A_0 D_x^\alpha \{f(x)\} = \lim_{\varepsilon \rightarrow 0} \frac{f\left(x + \varepsilon \left(x + \frac{1}{\Gamma(\alpha)}\right)^{1-\alpha}\right) - f(x)}{\varepsilon}. \tag{2}$$

Some properties of the Atangana's conformable derivative [51, 50] are as follows:

$${}^A_0 D_x^\alpha (af(x) + bg(x)) = a {}^A_0 D_x^\alpha f(x) + b {}^A_0 D_x^\alpha g(x), \text{ for all } a, b \in \mathbb{R}, \tag{3}$$

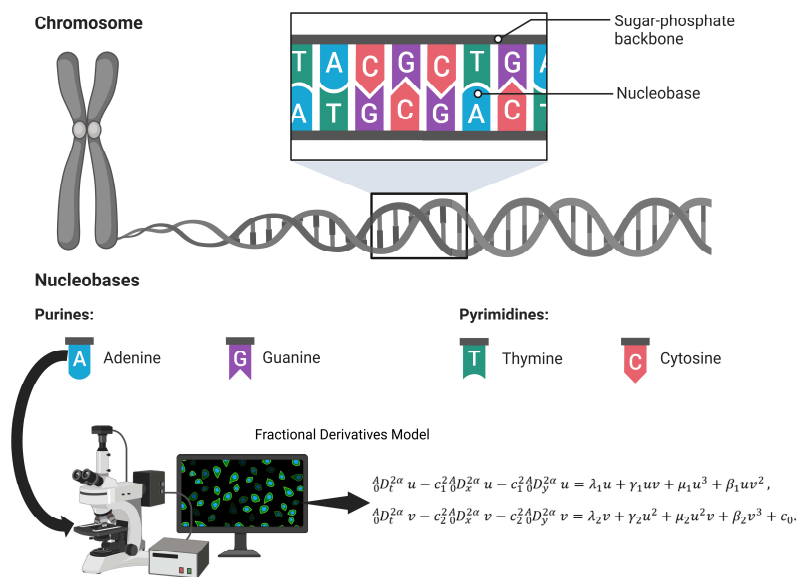


Fig. 1. Schematic configuration of the considered system.



$${}^A_0D_x^\alpha c = 0, \quad c \text{ is constant}, \quad (4)$$

$${}^A_0D_x^\alpha \{f(x) \cdot g(x)\} = g(x) {}^A_0D_x^\alpha \{f(x)\} + f(x) {}^A_0D_x^\alpha \{g(x)\}, \quad (5)$$

$${}^A_0D_x^\alpha \left( \frac{f(x)}{g(x)} \right) = \frac{g(x) {}^A_0D_x^\alpha \{f(x)\} - f(x) {}^A_0D_x^\alpha \{g(x)\}}{g^2(x)}, \quad (6)$$

Recall Eq. (2) and consider  $\varepsilon = \left(x + \frac{1}{\Gamma(\alpha)}\right)^{\alpha-1} h$ , as  $h \rightarrow 0$ , when  $\varepsilon \rightarrow 0$ , then we have:

$${}^A_0D_x^\alpha \{f(x)\} = \left(x + \frac{1}{\Gamma(\alpha)}\right)^{1-\alpha} \frac{df(x)}{dx}, \quad (7)$$

$$\eta = \zeta \left(x + \frac{1}{\Gamma(\alpha)}\right)^\alpha, \quad (8)$$

where  $\zeta$ , is a constant, then we have:

$${}^A_0D_x^\alpha \{f(\eta)\} = \zeta \frac{df(\eta)}{d\eta}. \quad (9)$$

## 2.2. Conformable sub-equation method

Consider any conformable fractional order differential equation (CFDE):

$$p(u, {}^A_0D_t^\alpha u, {}^A_0D_x^\alpha u, {}^A_0D_y^\alpha u, {}^A_0D_t^\alpha {}^A_0D_x^\alpha u, {}^A_0D_t^\alpha {}^A_0D_y^\alpha u, \dots) = 0, \quad 0 < \alpha < 1. \quad (10)$$

where  $u$  is an unknown function and  $p$  is a polynomial of  $u$  and its Atangana's conformable derivatives. To find the exact solutions of Eq. (10) the fractional sub equation method [50], can be performed as in the following steps:

Step 1:

Utilizing the travelling wave transformation for Eq. (10), by considering:

$$u(x, y, t) = u(\eta), \quad \eta = \frac{k}{\alpha} \left(x + \frac{1}{\Gamma(\alpha)}\right)^\alpha + \frac{l}{\alpha} \left(y + \frac{1}{\Gamma(\alpha)}\right)^\alpha + \frac{c}{\alpha} \left(t + \frac{1}{\Gamma(\alpha)}\right)^\alpha, \quad (11)$$

where  $k, l$  and  $c$  are constants to be determined later, the FDE (10) is reduced to a conformable ordinary differential equation in the form:

$$q(u(\eta), ku'(\eta), lu'(\eta), u''(\eta), \dots) = 0. \quad (12)$$

Suppose that the solution of Eq. (12) is in the following series form:

$$u(\eta) = \sum_{i=0}^n a_i \varphi^i, \quad \varphi = \varphi(\eta), \quad (13)$$

where  $a_i, (i = 1, 2, \dots, n)$  are constants, the positive integer  $n$  is calculated through balancing the highest order derivatives with the order of the highly nonlinear terms appear in (12), in the following manner:

Let the order of  $d^p u / d\eta^p$  to be in the form:

$$O\left(\frac{d^p u}{d\eta^p}\right) = n + p, \quad (14)$$

Let the order of  $u^q (d^p u / d\eta^p)^s$  to be in the form:

$$O\left(u^q \left(\frac{d^p u}{d\eta^p}\right)^s\right) = nq + s(p + n). \quad (15)$$

Balancing Eqs. (14) and (15) results in obtaining the proper value of  $n$ . Assume that  $\varphi$  satisfies the following Riccati equation:

$$\frac{d\varphi}{d\eta} = \theta + \varphi^2. \quad (16)$$

Step 4:

Substituting (13) along with (16) into (12), leads to an algebraic equation, collect the coefficients of the similar orders of that equation then equating these coefficients by zero, get a system of algebraic equations which can be solved using any mathematical tool. According to the previous results, different forms of analytic solutions can be obtained through the obtained constants values and the back substitution.



### 3. Atangana’s Conformable Fractional Order Double Chain DNA Model

#### 3.1. Mathematical formulation of the problem

The Atangana’s conformable fractional order double-chain DNA model in (2+1)-dimensions is:

$${}^A_0D_t^{2\alpha} u - c_1^2 {}^A_0D_x^{2\alpha} u - c_2^2 {}^A_0D_y^{2\alpha} u = \lambda_1 u + \gamma_1 uv + \mu_1 u^3 + \beta_1 uv^2, \tag{17}$$

$${}^A_0D_t^{2\alpha} v - c_2^2 {}^A_0D_x^{2\alpha} v - c_2^2 {}^A_0D_y^{2\alpha} v = \lambda_2 v + \gamma_2 u^2 + \mu_2 u^2 v + \beta_2 v^3 + c_0. \tag{18}$$

where  $u(x, y, t)$  and  $v(x, y, t)$  refer to the difference of the longitudinal and the transverse displacements between the bottom and top strands, respectively. The constants  $c_1, c_2, \lambda_1, \lambda_2, \gamma_1, \gamma_2, \mu_1, \mu_2, \beta_1, \beta_2$  and  $c_0$  are defined as:

$$\begin{cases} c_1 = \pm \frac{\epsilon}{\rho}, c_2 = \pm \frac{F}{\rho}, \lambda_1 = \frac{-2\mu}{\rho\sigma h}(c - l_0), \\ \beta_1 = \beta_2 = \frac{4\mu l_0}{\rho\sigma h^3}, c_0 = \frac{\sqrt{2}\mu(h - l_0)}{\rho\sigma}, \\ \lambda_2 = \frac{-2\mu}{\rho\sigma}, \gamma_1 = 2\gamma_2 = \frac{2\sqrt{2}\mu l_0}{\rho\sigma h^2}, \mu_1 = \mu_2 = \frac{-2\mu l_0}{\rho\sigma h^3}. \end{cases} \tag{19}$$

$\rho$ , is the mass density,  $\sigma$ , is the area of the transverse cross-section,  $\epsilon$ , is the Young’s modulus,  $F$ , is the tension density of the strand,  $\mu$ , is the rigidity of the elastic membrane,  $h$ , is the distance between the two strands and  $l_0$ , is the height of the membrane in the equilibrium position. Now, the following transformation is used:

$$v = au + b. \tag{20}$$

Equation (20) reduces Eq. (17) to:

$${}^A_0D_t^{2\alpha} u - c_1^2 {}^A_0D_x^{2\alpha} u - c_2^2 {}^A_0D_y^{2\alpha} u = u^3 (\mu_1 + \beta_1 a^2) + u^2 (\gamma_1 a + 2\beta_1 ab) + u (\lambda_1 + \gamma_1 b + \beta_1 b^2) \tag{21}$$

and Eq. (18) is reduced to:

$$a {}^A_0D_t^{2\alpha} u - ac_2^2 {}^A_0D_x^{2\alpha} u - ac_2^2 {}^A_0D_y^{2\alpha} u = u^3 (a\mu_2 + \beta_2 a^3) + u^2 (\gamma_2 + \mu_2 b + 3\beta_2 a^2 b) + u (\lambda_2 a + 3\beta_2 ab^2) + \lambda_2 b + \beta_2 b^3 + c_0. \tag{22}$$

Equations (21) and (22) are similar for:

$$b = \frac{h}{\sqrt{2}}, \quad F = \epsilon. \tag{23}$$

Finally, the system of equations (17) and (18) is reduced to a single fractional order equation:

$${}^A_0D_t^{2\alpha} u - C_1^2 {}^A_0D_x^{2\alpha} u - C_1^2 {}^A_0D_y^{2\alpha} u - Au^3 - Bu^2 - Du = 0, \tag{24}$$

where,

$$A = \frac{\Omega}{h^3}(4a^2 - 2), \quad B = \frac{6\sqrt{2}a}{h^2}\Omega, \quad D = \frac{6\Omega}{h} - \frac{2\Omega}{l_0}, \quad \Omega = \frac{\mu l_0}{\rho\sigma} \text{ and } C_1 = C_2. \tag{25}$$

#### 3.2. Analytical solution of the problem

The conformable sub-equation method will be applied to find analytic solutions of equation (24). Inserting equation (11) into equation (24), considering the fractional derivatives’ properties (3)-(9), obtaining a conformable order ordinary differential equation:

$$c^2 u'' - C_1^2 k^2 u'' - C_1^2 l^2 u'' - Au^3 - Bu^2 - Du = 0 \tag{26}$$

balancing the highest order derivatives with the order of the highly nonlinear terms in (26), according to (14) and (15):

$$n + 2 = 3n \Rightarrow n = 1 \tag{27}$$

Setting  $n = 1$  in Eq. (13) yields:

$$u = a_0 + a_1 \varphi. \tag{28}$$

Inserting Eqs. (28) and (16) into Eq. (26), considering Eq. (11) and the properties of Atangana’s conformable fractional derivatives (3)-(9), getting the algebraic equation:

$$c^2 (2a_1 \theta \varphi + 2a_1 \varphi^3) - C_1^2 k^2 (2a_1 \theta \varphi + 2a_1 \varphi^3) - C_1^2 l^2 (2a_1 \theta \varphi + 2a_1 \varphi^3) - A(a_0^3 + 3a_0^2 a_1 \varphi + 3a_0 a_1^2 \varphi^2 + a_1^3 \varphi^3) - B(a_0^2 + 2a_0 a_1 \varphi + a_1^2 \varphi^2) - Da_0 - Da_1 \varphi = 0. \tag{29}$$

Collect the coefficients of the similar orders in Eq. (29), reveals that:

$$\text{Coefficient of } \varphi^0 = -Aa_0^3 - Ba_0^2 - Da_0 = 0, \tag{30}$$

$$\text{Coefficient of } \varphi = 2a_1 \theta c^2 - 2a_1 \theta C_1^2 k^2 - 2a_1 \theta C_1^2 l^2 - 3a_0^2 a_1 A - 2a_0 a_1 B - Da_1 = 0, \tag{31}$$



$$\text{Coefficient of } \varphi^2 = -3a_0a_1^2A - a_1^2B = 0, \quad (32)$$

$$\text{Coefficient of } \varphi^3 = 2a_1c^{2\alpha} - 2a_1C_1^2k^{2\alpha} - 2a_1C_1^2l^{2\alpha} - a_1^3A = 0. \quad (33)$$

By solving the system of equations (30)-(33), the values of the constants are as follows:

$$a_0 = \frac{-B}{3A}, \quad a_1 = \sqrt{\frac{2}{A}(c^{2\alpha} - C_1^2k^{2\alpha} - C_1^2l^{2\alpha})}, \quad D = \frac{2B^2}{9A} \quad \text{and} \quad \theta = \frac{Ba_0 + D}{Aa_1^2} \equiv \frac{-B^2 + 3AD}{3A^2a_1^2}. \quad (34)$$

#### 4. Results and Discussions

Referring to the solutions of fractional Riccati equation (16), by Zhang et al. [52], the function  $\varphi(\eta)$  is expressed in the form:

$$\varphi(\eta) = \begin{cases} -\sqrt{-\theta}\tanh_{\alpha}(\sqrt{-\theta}\eta), & \theta < 0 \\ -\sqrt{-\theta}\coth_{\alpha}(\sqrt{-\theta}\eta), & \theta < 0 \\ \sqrt{\theta}\tan_{\alpha}(\sqrt{\theta}\eta), & \theta > 0 \\ -\sqrt{\theta}\cot_{\alpha}(\sqrt{\theta}\eta), & \theta > 0 \\ -\frac{\Gamma(1+\alpha)}{\xi^{\alpha} + \omega}, & \omega = \text{const}, \dots, \theta = 0. \end{cases} \quad (35)$$

Then the solutions of the DNA system of Eqs. (17) and (18), considering Eqs. (20), (28) and (35) are as follows:

$$u_1 = \frac{-B}{3A} - \sqrt{\frac{B^2 - 3AD}{3A^2}} \tanh_{\alpha} \left( \sqrt{\frac{B^2 - 3AD}{6A(c^{2\alpha} - C_1^2k^{2\alpha} - C_1^2l^{2\alpha})}} (kx + ly + ct) \right), \quad B^2 - 3AD < 0, A \neq 0. \quad (36)$$

$$v_1 = a \left( \frac{-B}{3A} - \sqrt{\frac{B^2 - 3AD}{3A^2}} \tanh_{\alpha} \left( \sqrt{\frac{B^2 - 3AD}{6A(c^{2\alpha} - C_1^2k^{2\alpha} - C_1^2l^{2\alpha})}} (kx + ly + ct) \right) \right) + b, \quad B^2 - 3AD < 0, A \neq 0. \quad (37)$$

Equations (36) and (37) reveal the kink solitary waves for the longitudinal and the transversal motions as shown in Fig. 2, for  $\alpha = 0.2, B = 15, A = 2, D = 10, k = 0.5, l = 0.2, c = 1, C_1 = 0.1, t = 0.5, a = 1$  and  $b = 5$ .

$$u_2 = \frac{-B}{3A} - \sqrt{\frac{B^2 - 3AD}{3A^2}} \coth_{\alpha} \left( \sqrt{\frac{B^2 - 3AD}{6A(c^{2\alpha} - C_1^2k^{2\alpha} - C_1^2l^{2\alpha})}} (kx + ly + ct) \right), \quad B^2 - 3AD < 0, A \neq 0. \quad (38)$$

$$v_2 = a \left( \frac{-B}{3A} - \sqrt{\frac{B^2 - 3AD}{3A^2}} \coth_{\alpha} \left( \sqrt{\frac{B^2 - 3AD}{6A(c^{2\alpha} - C_1^2k^{2\alpha} - C_1^2l^{2\alpha})}} (kx + ly + ct) \right) \right) + b, \quad B^2 - 3AD < 0, A \neq 0. \quad (39)$$

The solitary wave for the longitudinal motion and the transversal motions  $u_2$  and  $v_2$  are plotted as Fig. 3, for the following arbitrary constants  $\alpha = 0.5, B = 15, A = 2, D = 10, k = 0.5, l = 0.2, c = 1, t = 0.5, a = 0.2$  and  $b = 5$ .

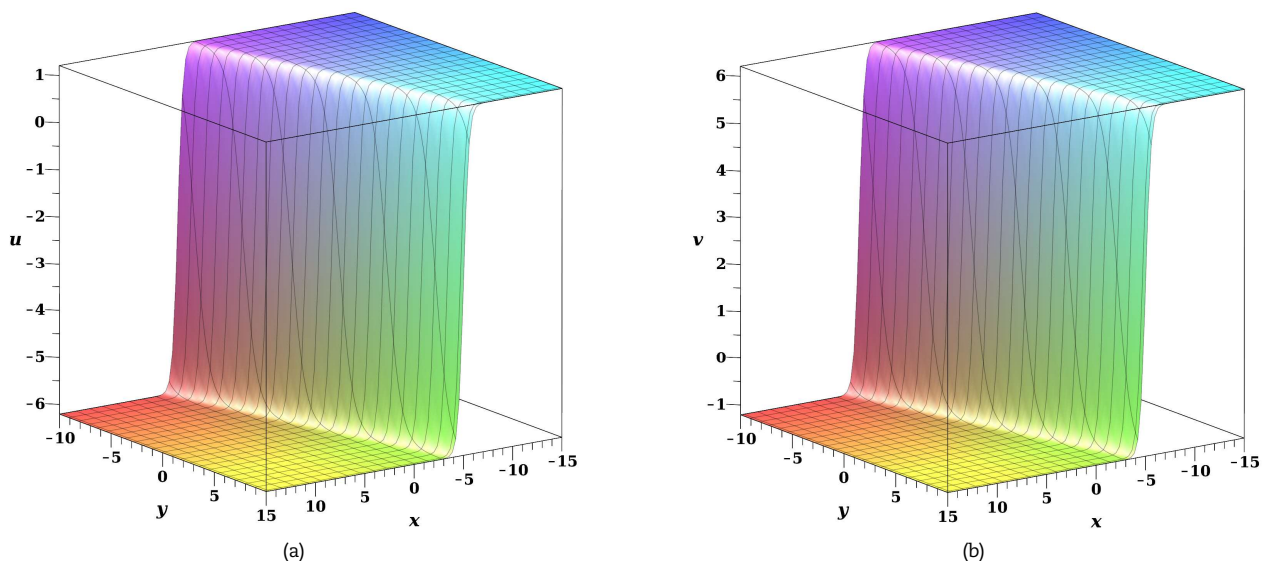


Fig. 2. (a) The kink solitary wave for the longitudinal motion, (b) the anti-kink solitary wave for the transversal motion at  $\alpha = 0.2, B = 15, A = 2, D = 10, k = 0.5, l = 0.2, c = 1, C_1 = 0.1, t = 0.5, a = 1$  and  $b = 5$ .





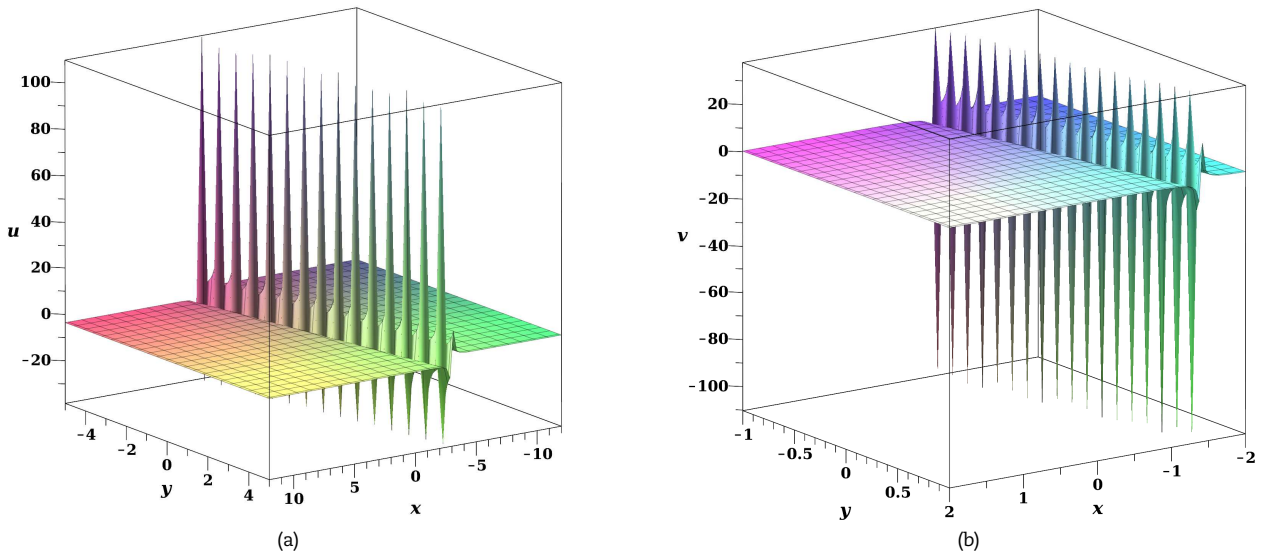


Fig. 3. (a) The solitary wave for the longitudinal motion, (b) the anti-wave for the transversal motion at  $\alpha = 0.5, B = 15, A = 2, D = 10, k = 0.5, l = 0.2, c = 1, t = 0.5, a = 0.2$  and  $b = 5$ .

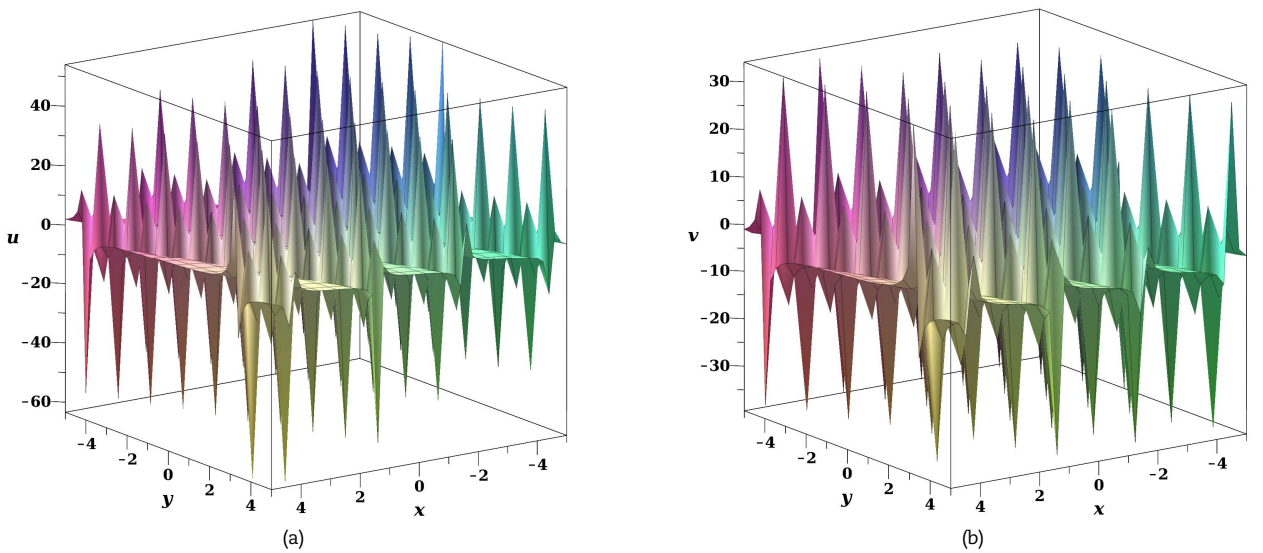


Fig. 4. (a) The periodic wave for the longitudinal motion, (b) the transversal motion at  $\alpha = 0.4, B = 5, A = 10, D = 10, k = 0.5, l = 0.2, c = 1, C_1 = 0.1, t = 0.5, a = 1$  and  $b = -3$ .

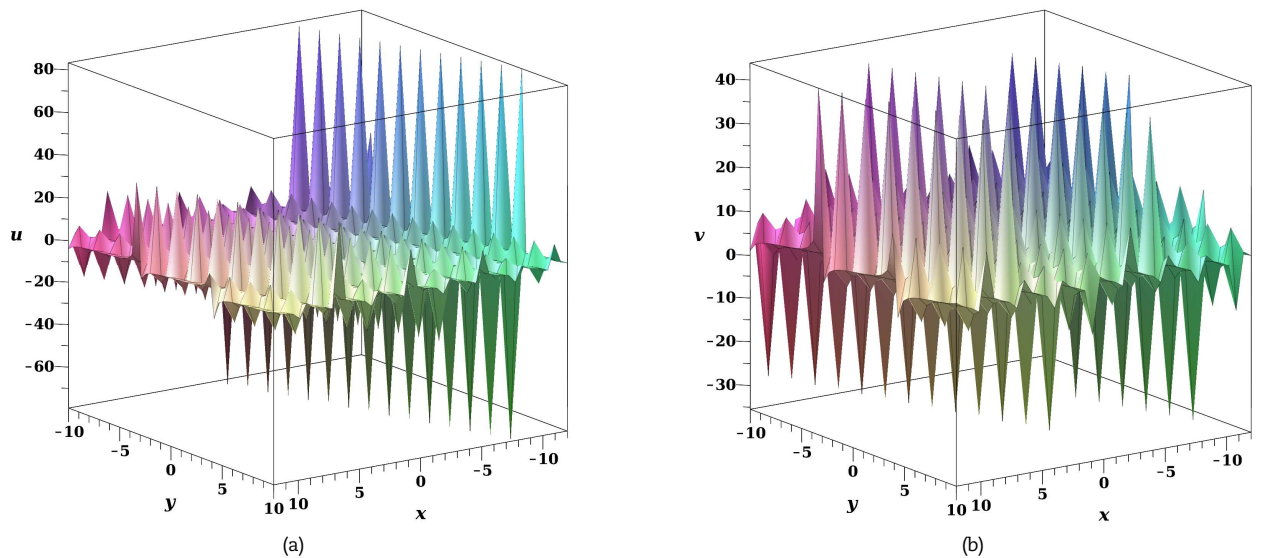


Fig. 5. (a) The multi-soliton wave for the longitudinal motion, (b) the transversal motion at  $\alpha = 0.4, B = 5, A = 10, D = 10, k = 0.5, l = 0.2, c = 1, C_1 = 0.1, t = 0.5, a = 1$  and  $b = 5$ .



$$u_3 = \frac{-B}{3A} + \sqrt{\frac{3AD - B^2}{3A^2}} \tan_\alpha \left( \sqrt{\frac{3AD - B^2}{6A(c^{2\alpha} - C_1^2 k^{2\alpha} - C_1^2 l^{2\alpha})}} (kx + ly + ct) \right), 3AD - B^2 > 0, A \neq 0. \quad (40)$$

$$v_3 = a \left( \frac{-B}{3A} + \sqrt{\frac{3AD - B^2}{3A^2}} \tan_\alpha \left( \sqrt{\frac{3AD - B^2}{6A(c^{2\alpha} - C_1^2 k^{2\alpha} - C_1^2 l^{2\alpha})}} (kx + ly + ct) \right) \right) + b, 3AD - B^2 > 0, A \neq 0. \quad (41)$$

These waves are presented in Fig. 4, showing the periodic wave for the longitudinal and transversal motions at the following arbitrary constants  $\alpha = 0.4, B = 5, A = 10, D = 10, k = 0.5, l = 0.2, c = 1, C_1 = 0.1, t = 0.5, a = 1$  and  $b = -3$ .

$$u_4 = \frac{-B}{3A} - \sqrt{\frac{3AD - B^2}{3A^2}} \cot_\alpha \left( \sqrt{\frac{3AD - B^2}{6A(c^{2\alpha} - C_1^2 k^{2\alpha} - C_1^2 l^{2\alpha})}} (kx + ly + ct) \right), 3AD - B^2 > 0, A \neq 0. \quad (42)$$

$$v_4 = a \left( \frac{-B}{3A} - \sqrt{\frac{3AD - B^2}{3A^2}} \cot_\alpha \left( \sqrt{\frac{3AD - B^2}{6A(c^{2\alpha} - C_1^2 k^{2\alpha} - C_1^2 l^{2\alpha})}} (kx + ly + ct) \right) \right) + b, 3AD - B^2 > 0, A \neq 0. \quad (43)$$

The multi-soliton waves  $u_4$  and  $v_4$  for the longitudinal and transversal motions are presented in Fig. 5, for the following arbitrary constants  $\alpha = 0.4, B = 5, A = 10, D = 10, k = 0.5, l = 0.2, c = 1, C_1 = 0.1, t = 0.5, a = 1$  and  $b = 5$ .

Finally, we have:

$$u_5 = \frac{-B}{3A} - \sqrt{\frac{2}{A(c^{2\alpha} - C_1^2 k^{2\alpha} - C_1^2 l^{2\alpha})}} \frac{\Gamma(1 + \alpha)}{(kx + ly + ct)^\alpha + \omega}, \omega = \text{constant}, \theta = 0, A \neq 0. \quad (44)$$

$$v_5 = a \left( \frac{-B}{3A} - \sqrt{\frac{2}{A(c^{2\alpha} - C_1^2 k^{2\alpha} - C_1^2 l^{2\alpha})}} \frac{\Gamma(1 + \alpha)}{(kx + ly + ct)^\alpha + \omega} \right) + b, \omega = \text{constant}, \theta = 0, A \neq 0. \quad (45)$$

On the other hand, when we think about Eq. (24), we found that it is similar to the space time fractional generalized reaction duffing equation [53], with some constants renamed:

$${}^A_0 D_t^{2\alpha} u + E {}^A_0 D_x^{2\alpha} u + F {}^A_0 D_y^{2\alpha} u + qu^3 + ru^2 + su = 0. \quad (46)$$

The importance of the space time fractional generalized reaction duffing equation (46) is that it can be reduced to many well-known nonlinear fractional wave equations such as the following:

- Fractional Klein-Gordon equation:

$${}^A_0 D_t^{2\alpha} u - {}^A_0 D_x^{2\alpha} u - d_1 u - d_2 u^3 = 0, t > 0, 0 < \alpha < 1. \quad (47)$$

- Fractional Landau-Ginzburg-Higgs equation:

$${}^A_0 D_t^{2\alpha} u - {}^A_0 D_x^{2\alpha} u - m^2 u + g^2 u^3 = 0, t > 0, 0 < \alpha < 1. \quad (48)$$

- Fractional  $\varphi^4$  equation:

$${}^A_0 D_t^{2\alpha} u - {}^A_0 D_x^{2\alpha} u + u - u^3 = 0, t > 0, 0 < \alpha < 1. \quad (49)$$

- Fractional duffing equation:

$${}^A_0 D_t^{2\alpha} u + d_1 u + d_2 u^3 = 0, t > 0, 0 < \alpha < 1. \quad (50)$$

- Fractional Sine-Gordon equation:

$${}^A_0 D_t^{2\alpha} u - {}^A_0 D_x^{2\alpha} u + u - \frac{1}{6} u^3 = 0, t > 0, 0 < \alpha < 1. \quad (51)$$

The importance of the space time fractional generalized reaction duffing equation enables us to spread the solution of the DNA system.

## 5. Conclusions

The genetic instructions for every living thing on Earth are stored in a molecule of nucleic acid called deoxyribonucleic acid (DNA). The DNA double-chain fractional-order dynamical system was solved analytically in two dimensions. The major contribution of this study was the investigation of the fractional differential order of double-chain DNA dynamical system, considering Atangana's conformable fractional derivative. The developed novel solutions also provided a visual simulation of the DNA's behavior. Both longitudinal and transverse solitary wave solutions were discussed, and their visualizations were shown. The applied method has the potential to uncover a wealth of fascinating wave solutions for the double-chain DNA dynamical system. The information obtained is vital for genetic studies of the Coronavirus and the development of vaccines.



## Author Contributions

S.M. Mabrouk and A.S. Rashed wrote the main manuscript and prepared the figures. A.-M. Wazwaz revised the whole manuscript linguistically and scientifically.

## Acknowledgments

Not applicable.

## Conflict of Interest

The authors declared no potential conflicts of interest concerning the research, authorship, and publication of this article.

## Funding

The authors received no financial support for the research, authorship, and publication of this article.

## Data Availability Statement

The authors confirm that the data supporting the findings of this study are available within the article and its supplementary materials.

## References


- [1] Williams, K.L., "Gene mapping," *Encyclopedia of bioinformatics and computational biology*, S. Ranganathan, M. Gribskov, K. Nakai and C. Schönbach (Editors), Academic Press, Oxford, 2019.
- [2] Zilberman, D., Gehring, M., Tran, R.K., Ballinger, T., Henikoff, S., Genome-wide analysis of arabidopsis thaliana DNA methylation uncovers an interdependence between methylation and transcription, *Nature Genetics*, 39, 2007, 61-69.
- [3] Cevallos, Y., Nakano, T., Tello-Oquendo, L., Rushdi, A., Inca, D., Santillán, I., Shirazi, A.Z., Samaniego, N., A brief review on DNA storage, compression, and digitalization, *Nano Communication Networks*, 31, 2022, 100391.
- [4] Douglas, C.M.W., Stemerding, D., Challenges for the European governance of synthetic biology for human health, *Life Sciences, Society and Policy*, 10, 2014, 6.
- [5] Katz, L., Chen, Y.Y., Gonzalez, R., Peterson, T.C., Zhao, H., Baltz, R.H., Synthetic biology advances and applications in the biotechnology industry: A perspective, *Journal of Industrial Microbiology and Biotechnology*, 45, 2018, 449-461.
- [6] Daniel, M., Vanitha, M., Bubble solitons in an inhomogeneous, helical DNA molecular chain with flexible strands, *Physical Review E*, 84, 2011, 031928.
- [7] Hao, Y., Li, Q., Fan, C., Wang, F., Data storage based on DNA, *Small Structures*, 2, 2021, 2000046.
- [8] Dong, Y., Sun, F., Ping, Z., Ouyang, Q., Qian, L., DNA storage: Research landscape and future prospects, *National Science Review*, 7, 2020, 1092-1107.
- [9] Yao, S.-W., Mabrouk, S.M., Inc, M., Rashed, A.S., Analysis of double-chain deoxyribonucleic acid dynamical system in pandemic confrontation, *Results in Physics*, 42, 2022, 105966.
- [10] Rashed, A.S., Kassem, M.M., Hidden symmetries and exact solutions of integro-differential Jaulent-Miodek evolution equation, *Applied Mathematics and Computation*, 247, 2014, 1141-1155.
- [11] Mabrouk, S.M., Rashed, A.S., Analysis of  $(3 + 1)$ -dimensional Boiti – Leon –Manna–Pempinelli equation via Lax pair investigation and group transformation method, *Computers & Mathematics with Applications*, 74, 2017, 2546-2556.
- [12] Kassem, M.M., Rashed, A.S., N-solitons and cuspon waves solutions of  $(2 + 1)$ -dimensional broer-kaup-kupershmidt equations via hidden symmetries of lie optimal system, *Chinese Journal of Physics*, 57, 2019, 90-104.
- [13] Rashed, A.S., Analysis of  $(3+1)$ -dimensional unsteady gas flow using optimal system of lie symmetries, *Mathematics and Computers in Simulation*, 156, 2019, 327-346.
- [14] Saleh, R., Rashed, A.S., New exact solutions of  $(3 + 1)$ dimensional generalized Kadomtsevpetviashvili equation using a combination of lie symmetry and singular manifold methods, *Mathematical Methods in the Applied Sciences*, 43, 2020, 2045-2055.
- [15] Saleh, R., Rashed, A.S., Wazwaz, A.-M., Plasma-waves evolution and propagation modeled by sixth order Ramani and coupled Ramani equations using symmetry methods, *Physica Scripta*, 96, 2021, 085213.
- [16] Mabrouk, S.M., Rashed, A.S., N-solitons, kink and periodic wave solutions for  $(3+1)$ -dimensional Hirota bilinear equation using three distinct techniques, *Chinese Journal of Physics*, 60, 2019, 48-60.
- [17] Kaewta, S., Sirisubtawee, S., Sungnul, S., Application of the exp-function and generalized Kudryashov methods for obtaining new exact solutions of certain nonlinear conformable time partial integro-differential equations, *Computation*, 9, 2021, 52.
- [18] Bekir, A., Zahran, E.H.M., Painlevé approach and its applications to get new exact solutions of three biological models instead of its numerical solutions, *International Journal of Modern Physics B*, 34, 2020, 2050270.
- [19] Saleh, R., Kassem, M., Mabrouk, S.M., Exact solutions of nonlinear fractional order partial differential equations via singular manifold method, *Chinese Journal of Physics*, 61, 2019, 290-300.
- [20] Saleh, R., Kassem, M., Mabrouk, S.M., Investigation of breaking dynamics for Riemann waves in shallow water, *Chaos, Solitons & Fractals*, 132, 2020, 109571.
- [21] Saleh, R., Mabrouk, S.M., Wazwaz, A.M., The singular manifold method for a class of fractional-order diffusion equations, *Waves in Random and Complex Media*, 2022, DOI: 10.1080/17455030.2021.2017069.
- [22] El-Ganaini, S., Comment on "optical soliton to multi-core (coupling with all the neighbors) directional couplers and modulation instability", *The European Physical Journal Plus*, 137, 2022, 483.
- [23] Ma, W.-X., Zhang, Y., Tang, Y., Tu, J., Hirota bilinear equations with linear subspaces of solutions, *Applied Mathematics and Computation*, 218, 2012, 7174-7183.
- [24] Wazwaz, A.-M., Structures of multiple soliton solutions of the generalized, asymmetric and modified Nizhnik–Novikov–Veselov equations, *Applied Mathematics and Computation*, 218, 2012, 11344-11349.
- [25] Wazwaz, A.-M., A study on two extensions of the Bogoyavlenskii–Schieff equation, *Communications in Nonlinear Science and Numerical Simulation*, 17, 2012, 1500-1505.
- [26] Gepreel, K.A., Shehata, A.R., Rational jacobi elliptic solutions for nonlinear differential-difference lattice equations, *Applied Mathematics Letters*, 25, 2012, 1173-1178.
- [27] Bhrawy, A.H., Abdelkawy, M.A., Biswas, A., Cnoidal and snoidal wave solutions to coupled nonlinear wave equations by the extended Jacobi's elliptic function method, *Communications in Nonlinear Science and Numerical Simulation*, 18, 2013, 915-925.
- [28] Zayed, E.M., Abdelaziz, M.A., Exact solutions for the nonlinear Schrödinger equation with variable coefficients using the generalized extended tanh-function, the sine-cosine and the exp-function methods, *Applied Mathematics and Computation*, 218, 2011, 2259-2268.
- [29] Betchewe, G., Thomas, B.B., Victor, K.K., Crepin, K.T., Explicit series solutions to nonlinear evolution equations: The sine-cosine method, *Applied Mathematics and Computation*, 215, 2010, 4239-4247.







- [30] Yaghobi Moghaddam, M., Asgari, A., Yazdani, H., Exact travelling wave solutions for the generalized nonlinear schrödinger (gnls) equation with a source by extended tanh-coth, sine-cosine and exp-function methods, *Applied Mathematics and Computation*, 210, 2009, 422-435.
- [31] Taşcan, F., Bekir, A., Analytic solutions of the (2+1)-dimensional nonlinear evolution equations using the sine-cosine method, *Applied Mathematics and Computation*, 215, 2009, 3134-3139.
- [32] Wazwaz, A.-M., The tanh-coth and the sine-cosine methods for kinks, solitons, and periodic solutions for the Pochhammer-Chree equations, *Applied Mathematics and Computation*, 195, 2008, 24-33.
- [33] Wazwaz, A.-M., The sine-cosine and the tanh methods: Reliable tools for analytic treatment of nonlinear dispersive equations, *Applied Mathematics and Computation*, 173, 2006, 150-164.
- [34] Wazwaz, A.-M., The tanh and the sine-cosine methods for a reliable treatment of the modified equal width equation and its variants, *Communications in Nonlinear Science and Numerical Simulation*, 11, 2006, 148-160.
- [35] Wazwaz, A.-M., The tanh and the sine-cosine methods for compact and noncompact solutions of the nonlinear Klein-Gordon equation, *Applied Mathematics and Computation*, 167, 2005, 1179-1195.
- [36] Wazwaz, A.-M., The tanh and the sine-cosine methods for the complex modified kdv and the generalized kdv equations, *Computers & Mathematics with Applications*, 49, 2005, 1101-1112.
- [37] Wazwaz, A.-M., A sine-cosine method for handling nonlinear wave equations, *Mathematical and Computer Modelling*, 40, 2004, 499-508.
- [38] Mohamed, N.A., Rashed, A.S., Melaibari, A., Sedighi, H.M., Eltahir, M.A., Effective numerical technique applied for Burgers' equation of (1+1)-, (2+1)-dimensional, and coupled forms, *Mathematical Methods in the Applied Sciences*, 44, 2021, 10135-10153.
- [39] Sweilam, N.H., Al-Mekhlafi, S.M., Baleanu, D., Nonstandard finite difference method for solving complex-order fractional Burgers' equations, *Journal of Advanced Research*, 25, 2020, 19-29.
- [40] Osman, M.S., Baleanu, D., Adem, A.R., Hosseini, K., Mirzazadeh, M., Eslami, M., Double-wave solutions and lie symmetry analysis to the (2 + 1)-dimensional coupled Burgers equations, *Chinese Journal of Physics*, 63, 2020, 122-129.
- [41] Majeed, A., Kamran, M., Iqbal, M.K., Baleanu, D., Solving time fractional Burgers' and Fisher's equations using cubic B-spline approximation method, *Advances in Difference Equations*, 2020, 2020, 175.
- [42] Abdel-Gawad, H.I., Tantawy, M., Baleanu, D., Fractional kdv and Boussenisq-Burger's equations, reduction to pde and stability approaches, *Mathematical Methods in the Applied Sciences*, 43, 2020, 4125-4135.
- [43] Seadawy, A.R., Bilal, M., Younis, M., Rizvi, S.T.R., Althobaiti, S., Makhlof, M.M., Analytical mathematical approaches for the double-chain model of DNA by a novel computational technique, *Chaos, Solitons & Fractals*, 144, 2021, 110669.
- [44] Alka, W., Goyal, A., Nagaraja Kumar, C., Nonlinear dynamics of DNA – Riccati generalized solitary wave solutions, *Physics Letters A*, 375, 2011, 480-483.
- [45] Xian-Min, Q., Lou, S., Exact solutions of nonlinear dynamics equation in a new double-chain model of DNA\*, *Communications in Theoretical Physics*, 39, 2003, 501.
- [46] De-Xing, K., Sen-Yue, L.O.U., Jin, Z., Nonlinear dynamics in a new double chain-model of DNA, *Communications in Theoretical Physics*, 36, 2001, 737-742.
- [47] Mabrouk, S.M., Explicit solutions of double-chain DNA dynamical system in (2+ 1)-dimensions, *International Journal of Current Engineering and Technology*, 9, 2019, 655-660.
- [48] Ouyang, Z.-Y., Zheng, S., Travelling wave solutions of nonlinear dynamical equations in a double-chain model of DNA, *Abstract and Applied Analysis*, 2014, 2014, 317543.
- [49] Khalil, R., Al Horani, M., Yousef, A., Sababheh, M., A new definition of fractional derivative, *Journal of Computational and Applied Mathematics*, 264, 2014, 65-70.
- [50] Yépez-Martínez, H., Gómez-Aguilar, J.F., Fractional sub-equation method for Hirota-Satsuma-coupled KdV equation and coupled mkdv equation using the Atangana's conformable derivative, *Waves in Random and Complex Media*, 29, 2019, 678-693.
- [51] Anderson, D.R., Ulness, D.J., Newly defined conformable derivatives, *Advances in Dynamical Systems and Applications*, 10, 2015, 109-137.
- [52] Zhang, S., A generalized exp-function method for fractional Riccati differential equations, *Communications in Theoretical Physics*, 39, 2010, 405.
- [53] Topsakal, M., Guner, O., Bekir, A., Unsal, O., Exact solutions of some fractional differential equations by various expansion methods, *Journal of Physics: Conference Series*, 766, 2016, 012035.

## ORCID iD

Samah M. Mabrouk  <https://orcid.org/0000-0003-1877-3944>

Abdul-Majid Wazwaz  <https://orcid.org/0000-0002-8325-7500>

Ahmed S. Rashed  <https://orcid.org/0000-0001-7800-2768>



© 2024 Shahid Chamran University of Ahvaz, Ahvaz, Iran. This article is an open access article distributed under the terms and conditions of the Creative Commons Attribution-NonCommercial 4.0 International (CC BY-NC 4.0 license) (<http://creativecommons.org/licenses/by-nc/4.0/>).

**How to cite this article:** Mabrouk S.M., Wazwaz A.M., Rashed A.S. Monitoring Dynamical Behavior and Optical Solutions of Space-Time Fractional Order Double-Chain Deoxyribonucleic Acid Model Considering the Atangana's Conformable Derivative, *J. Appl. Comput. Mech.*, 10(2), 2024, 383-391. <https://doi.org/10.22055/jacm.2024.45462.4371>

**Publisher's Note** Shahid Chamran University of Ahvaz remains neutral with regard to jurisdictional claims in published maps and institutional affiliations.

